


















### Tube to Tube Union

Union <b>DU</b>		13
Union Elbow <b>DL</b>		14
Reducing Union <b>DUR</b>		15,16
Union Tee <b>DT</b>		17
Union Cross <b>DX</b>		18
Bulkhead Union <b>DUB</b>		19


### Tube to Male Pipe

Male Connector <b>DMC-N</b>		20
Male Connector <b>DMC-R</b>		21
Thermocouple Connector <b>DMCT</b>		21
Male Connector for Bonded Seal <b>DMC-G</b>		22
Male Connector for Metal Gasket <b>DOM</b>		24,25







Vent Protector <b>DMD</b>		25
Bulkhead Male Connector <b>DMCB</b>		26
45° Male Elbow <b>DLBM</b>		26
Male Elbow <b>DLM</b>		27,28
Male Run Tee <b>DTRM</b>		29,30
Male Branch Tee <b>DTBM</b>		31,32

### Tube to Female Pipe

Female Connector <b>DCF</b>		33,34
--------------------------------	---	-------

Gauge Connector <b>DCG</b>		35
Bulkhead Female Connector <b>DCBF</b>		35
Female Elbow <b>DLF</b>		36
Female Run Tee <b>DTRF</b>		37
Female Branch Tee <b>DTBF</b>		38

### Stub Tube Connector

Reducer <b>DR</b>		39,40
Bulkhead Adapter <b>DAB</b>		41
Male Adapter <b>DAM</b>		41,42
Female Adapter <b>DAF</b>		43
Port Connector <b>DCP</b>		44
Reducing Port Connector <b>DCRP</b>		44

### Tube to AN Tube

AN Union <b>DUA</b>		45
AN Bulkhead Union <b>DUBA</b>		45
AN Adapter <b>DAA</b>		45

### Tube to SAE O-Ring Seal

SAE Male Connector <b>DMCS</b>		47
Positionable SAE Male Elbow <b>DLS</b>		47
Positionable 45° SAE Male Elbow <b>DLBS</b>		48

Positionable SAE Male Run Tee <b>DTRS</b>		48
Positionable SAE Male Branch Tee <b>DTBS</b>		48
O-Seal Straight Thread Connector <b>DCOS</b>		50
O-Seal Pipe Thread Connector <b>DCOP</b>		50








### Tube to Weld End

Male Pipe Weld Connector <b>DCW</b>		51
Male Pipe Weld Elbow <b>DLW</b>		52
Tube Socket Weld Connector <b>DCSW</b>		52
Tube Socket Weld Elbow <b>DLSW</b>		52

### Plug and Cap

Plug <b>DP</b>		53
Cap <b>DC</b>		53

### Spare Parts

Tube Insert <b>DI</b>		54
Nut <b>DN</b>		54
Front Ferrule <b>DFF</b>		55
Back Ferrule <b>DFB</b>		55
Ferrule Set <b>DFS</b>		55
Gap Gauge <b>DIG</b>		55
Swaging Unit <b>DHS-1A</b>		56